

Economic Review

August 2022

Retailers report sales growth


Online discounts and the hot summer weather have encouraged an uplift in retail sales, with the latest official statistics showing a rise in July and survey data pointing to further growth in August and September.

Data released by the Office for National Statistics (ONS) revealed that total retail sales volumes rose by 0.3% in July; this was the first increase in three months and confounded economists' expectations of a small monthly decline. Growth was largely driven by a surge in online and mail order sales, which recorded their sharpest rise since December.

July saw Amazon hold its annual Prime Day promotion, although ONS did say that greater spending was seen across a number of online retailers, with sales figures boosted by 'a range of offers and promotions.' The British Retail Consortium also noted that 'the summer sunshine' had provided a boost to the figures, with sales of 'summer clothing, air conditioning appliances and outdoor foods' all benefitting from record temperatures.

Evidence from the latest CBI Distributive Trades Survey also suggests the retail sector enjoyed a further uplift in sales last month, with the net balance of retailers reporting year-on-year sales growth jumping to +37 in August from -4 in July; this represents the strongest reading in nine months. In addition, retailers said they expect to see another rise in sales this month.

The CBI survey did, however, note an air of pessimism when it comes to the future business outlook. Other data released last month also highlighted growing concerns across the UK household sector, with GfK's long-running Consumer Confidence Index falling to a low of -44 in August. Measures of households' assessment of the general economic situation and their personal finances both declined last month, which GfK said reflected 'acute concerns as the cost-of-living soars.'



Bank hikes rates

In early August, the largest increase in interest rates for more than a quarter of a century was sanctioned by the Bank of England (BoE) as it continues its efforts to contain the rate of inflation.

At a meeting which concluded on 4 August, the BoE's nine-member Monetary Policy Committee (MPC) voted by a majority of eight to one to raise Bank Rate by half a percentage point to 1.75%. This was the sixth increase since December and took rates to their highest level since late 2008.

Minutes to the meeting noted that inflationary pressures had 'intensified significantly' since the previous meeting held in mid-June, largely due to the impact of Russia's invasion of Ukraine on energy prices. A readiness to 'act forcefully' to indications of more persistent inflationary pressures was again reiterated, but the minutes also stressed that the MPC would assess its next move as events unfolded and that policy was 'not on a pre-set path.'

When announcing the rate decision, the Bank also provided an update of its view on the future path of inflation, warning that it now expects the Consumer Prices Index (CPI) to peak at 'just over 13%' in the final quarter of this year. It then expects inflation to remain at 'very elevated levels' throughout much of next year before returning to its target level of 2% in 2024.






Meanwhile, the latest data released by ONS showed that soaring food costs pushed the rate of inflation into double digits for the first time since 1982. In the 12 months to July, the CPI rate jumped to 10.1%, a sharp increase from June's 9.4% figure and above all forecasts submitted in a Reuters poll of economists. This rise further fuelled expectations of another interest rate hike when the MPC next convenes in mid-September.

Global markets largely closed August in negative territory. Many indices moved into the red at month end as investors digested hawkish comments from Federal Reserve Chairman Jerome Powell, where he cautioned that the US Fed would act "forcefully" to control inflation though it would result in "some pain to households and businesses." Inflation will require continued aggressive global policy, with eurozone inflation data also weighing on market sentiment at month end.

The Fed's next meeting, where interest rates will be addressed, takes place on 21 September. Markets have several key economic reports to consider over the next few weeks. Looking at US markets, the Dow closed the month down 4.06% on 31,510.43. The tech-heavy Nasdaq, which tends to be more sensitive to Fed policy, closed August on 11,816.20, down 4.64%.

In the UK, the FTSE 100 closed August down 1.88% on 7,284.15, while the midcap-focused FTSE 250 registered a loss of 5.46%. The AIM recorded a loss of 4.19% in the month. The Euro Stoxx 50 closed the month down 5.15% on 3,517.25. In Japan, the Nikkei 225 closed August on 28,091.53, up 1.04%.

On the foreign exchanges, sterling closed the month at £1.16 against the US dollar. The euro closed at €1.15 against sterling and at €1.00 against the US dollar.

Index	Value (31/08/22)	% Movement (since 29/07/22)
 FTSE 100	7,284.15	▼ -1.88%
 FTSE 250	19,063.75	▼ -5.46%
 FTSE AIM	882.73	▼ -4.19%
 EURO STOXX 50	3,517.25	▼ -5.15%
 NASDAQ COMPOSITE	11,816.20	▼ -4.64%
 DOW JONES	31,510.43	▼ -4.06%
 NIKKEI 225	28,091.53	▲ +1.04%

Gold is currently trading at around \$1,715 a troy ounce, a loss of 2.14% on the month. The hawkish Fed comments indicating more interest rate rises, combined with solid US labour statistics, impacted the gold price. Brent Crude closed the month trading at around \$95 a barrel, a drop of around 9.5%. Oil prices traded lower as concerns over global economic growth and renewed restrictions in China weighed.

UK economy contracts

Despite economic output falling by less than feared in June, the UK economy still contracted over the second quarter as a whole.

As expected, the latest growth statistics released by ONS revealed that output fell in June, partly due to the month unusually containing two bank holidays to celebrate the Queen's Platinum Jubilee. However, a 0.6% contraction was less severe than the consensus 1.3% decline predicted by economists in a Reuters poll. June's figure did though mean the economy shrank by 0.1% in the second quarter of this year.

Economists are divided over third quarter prospects, with some predicting a second successive quarterly contraction – which would meet the technical definition of a recession. Although others are forecasting a small rebound in growth between July and September.

The BoE's latest assessment predicts the UK economy will next contract in the final quarter and then keep shrinking until the end of 2023. While this would represent a relatively long downturn, the Bank's calculations suggest a 2.1% peak-to-trough fall in output, far less than the economic hits from COVID and the global financial crisis.

Signs of cooling labour market

While the latest batch of employment statistics do suggest the overall picture in the jobs market remains positive, there are early signs that things may be starting to cool.

Figures released last month by ONS showed that the rate of unemployment in the three months to June was unchanged at 3.8%, close to a half-century low. The data also revealed further strong growth in the number of people in work – rising by 160,000 across the April to June period – although this increase was considerably less than the 256,000 rise analysts had predicted.

In terms of job vacancies, the data revealed that the total fell by 19,800 in the May to July period. While this still leaves the overall number of vacancies close to a record high at 1.274 million, it was the first reported decline in this figure since mid-2020.

Survey evidence released early last month also points to signs of cooling in the labour market. Although data from the latest UK Jobs Survey conducted by KPMG, and the Recruitment and Employment Confederation, shows the jobs market 'remains solid,' it also found that businesses are becoming more cautious, with the slowest increases in both permanent staff appointments and temp billings for 17 months.

All details are correct at the time of writing (01 Sept 2022).

It is important to take professional advice before making any decision relating to your personal finances. Information within this document is based on our current understanding and can be subject to change without notice and the accuracy and completeness of the information cannot be guaranteed. It does not provide individual tailored investment advice and is for guidance only. Some rules may vary in different parts of the UK. We cannot assume legal liability for any errors or omissions it might contain. Levels and bases of, and reliefs from, taxation are those currently applying or proposed and are subject to change; their value depends on the individual circumstances of the investor. No part of this document may be reproduced in any manner without prior permission.